

**KNOWLEDGE BASE**Article Type: **Service Bulletin****Model 16HF and 1600 machines,
“Grease Fitting” location.****Description:**




Inspection; Possible interference with the stripper beam and the grease fittings located on the lower guide tube brackets, when making 12 High products.

WARNING

Never work on, clean or service this unit, control panel or any machine or open or remove any protective cover, guard, grate, door, or maintenance panel until the power or energy sources has been turned off, locked out / tagged out, and all moving parts have come to a complete stop and or blocked to prevent movement. Machinery is dangerous - avoid personal injury and or death by following manufacture, Local, and OSHA safety procedures. Contact Columbia Machine for safety decals, guards, horns and beacons.


SERVICE BULLETIN

MODEL 16 AND 1600 BLOCK MACHINE LOWER GUIDE TUBE BRACKETS AND THE GREASE FITTINGS



Brackets with counter bore grease fitting holes.
One front and one back

"INCORRECT"
GREASE FITTINGS ARE NOT COUNTER BORED AND WILL HIT BEAM WHEN MAKING 12 HIGH PRODUCT. REMOVE ONE FRONT AND ONE BACK , AND THEN PLUG.



Grease fitting location

CORRECT
COUNTER
BORE

Grease fitting location