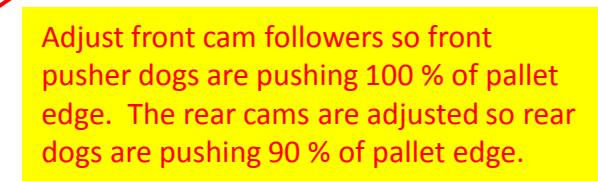

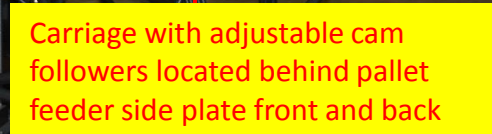




## PALLET FEEDER CAM FOLLOWER ADJUSTMENT FOR SINGLE PUSH PALLET FEEDERS ON MODEL 22, 16 AND 1600



Wrench 484.700.28